


POS-35-C series

35W Switching Power Supply (CV)



POS-35-12-C



POS-35-24-C



■ Features:

- Constant voltage design
- Universal AC input range
- Protections: Short circuit / Overload / Over voltage
- Cooling by free air convection



© ELECTRICAL SPECIFICATION

MODEL	POS-35-12-C	POS-35-24-C
OUTPUT		
Rated Voltage	12V	24V
Rated Current	3A	1.5A
Current Range	0 ÷ 3A	0 ÷ 1.5A
Rated Power	36W	
Line Regulation	± 0.5%	
Load Regulation	± 0.5%	
Voltage Tolerance [3]	± 1%	
Ripple & Noise (max.) [2]	120mV _{p-p}	160mV _{p-p}
Setup, Rise Time [4]	1000ms, 35ms / 230VAC at full load	2000ms, 35ms / 230VAC at full load
Hold up Time (typ.)	30ms / 230VAC at full load	
INPUT		
Voltage Range	90 ÷ 264VAC	
Frequency Range	47 ÷ 63Hz	
Power Factor (typ.)	PF > 0.6 / 230VAC at full load	
Efficiency (typ.)	86%	88%
AC current (typ.)	0.42A/230VAC	0.4A / 230VAC
Inrush current (max.)	45A / 230VAC(25°C)	30A / 230VAC(25°C)
No Load Power Consumption (max.)	0.2W	0.3W
PROTECTIONS		
Over Current	Range: 110 ÷ 150% Type: hiccup mode. Recovers automatically after fault condition is removed.	
Short Circuit	Type: hiccup mode. Recovers automatically after fault condition is removed.	
Over Voltage	Range: 120 ÷ 145% Type: shut down output voltage. Recovers automatically after fault condition is removed.	
WORKING ENVIRONMENT		
Working Temperature	-20°C ÷ +70°C	
Working Humidity	20 ÷ 90% RH non-condensing	
Storage Temperature and Humidity	-40°C ÷ +85°C, 10 ÷ 95% RH non-condensing	

POS-35-C series

35W Switching Power Supply (CV)



SAFETY AND EMC REGULATIONS

Safety Standards	Compliance to EN60950-1
Withstand Voltage	IN/OUT: 1.5kVAC; IN/GND: 1.5kVAC; OUT/GND: 500VAC
EMC Emission	Compliance to EN55032, EN61000-3-2, EN61000-3-3
EMC Immunity	Compliance to EN55024

OTHERS

Dimensions	99 x 82 x 30mm (L x W x H)
Weight and packing	12V: 0.2kg; 60pcs./ctn; ctn weight and dimensions: 12.4kg; 39.5 x 23.5 x 29cm 24V: 0.2kg; 80pcs./ctn; ctn weight and dimensions: 17.5kg; 44 x 30 x 21cm

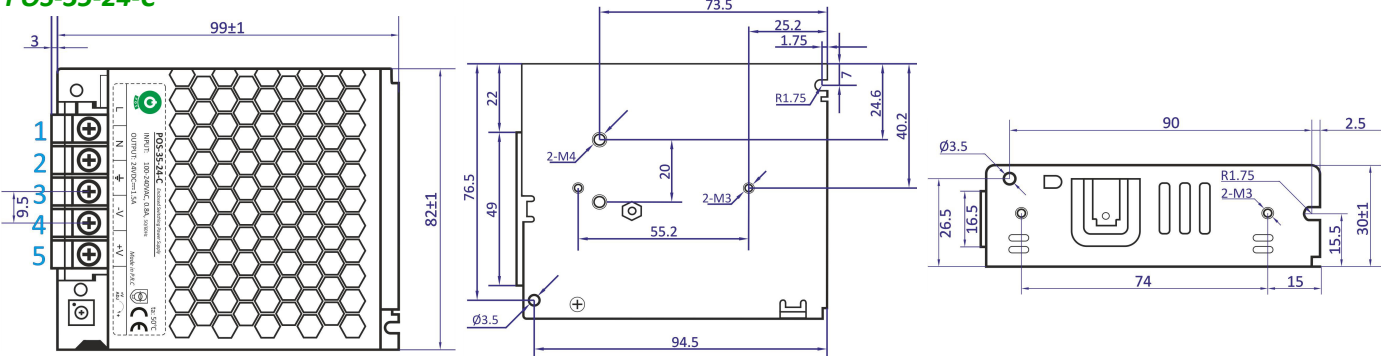
EAN Code



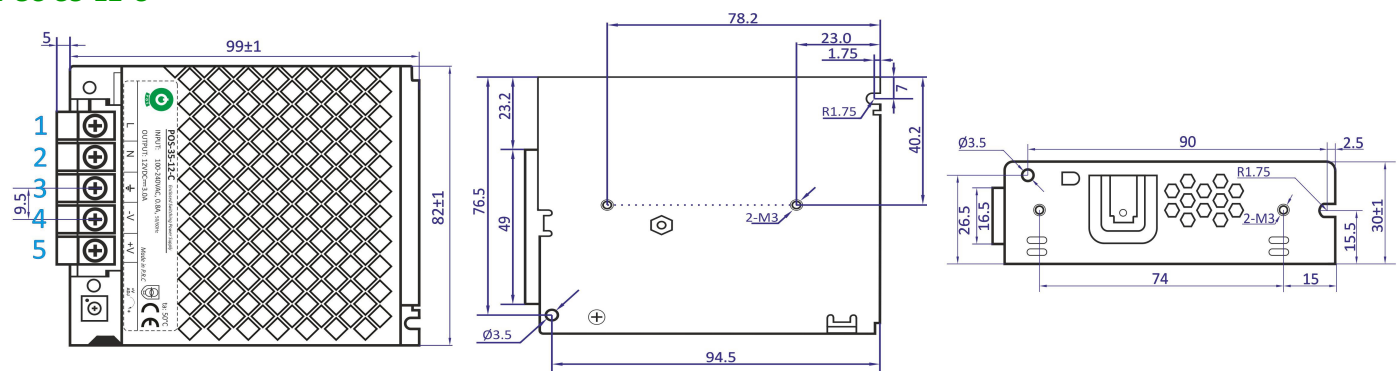
1. All parameters NOT specially mentioned are measured at 230VAC input, rated load and 25°C of ambient temperature.
2. Ripple & noise are measured at 20MHz of bandwidth by using a 12" twisted pair-wire terminated with a 0.1μF i 47μF parallel capacitor.
3. Tolerance includes set up tolerance, line regulation and load regulation.
4. Setup and rise time is measured from 0 to 90% rated output voltage.
5. Power supply is considered as component not intended to apply by end-user. Power supply meets safety and EMC standards however the final equipment with power supply must be re-quality to comply with EMC Directives.

MECHANICAL SPECIFICATION

POS-35-24-C



POS-35-12-C



PIN ASSIGNMENT

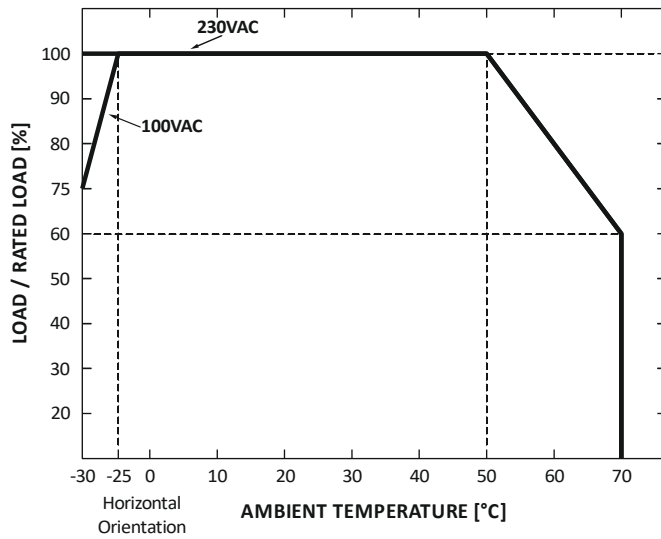
No.	Assignment	No.	Assignment
1	Input: AC/N	4	Output: U _{OUT} -
2	Input: AC/L	5	Output: U _{OUT} +
3	GND		

POS-35-C series

35W Switching Power Supply (CV)



© DERATING CURVE



© STATIC CHARACTERISTIC

