

D series



D2 series



Plastic access doors opening from either side

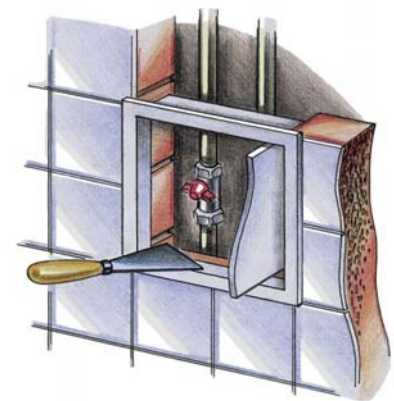
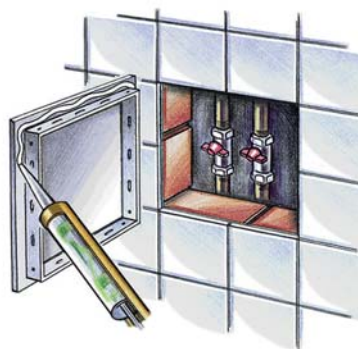
Applications

- Designed for wall or ceiling applications.
- Enable quick and convenient access to concealed equipment and utility lines.
- Suitable for high-humidity areas.
- Protected by national patents worldwide.

Design

- Made of high-quality ABS plastic.
- Left or right-side opening.

Sample installations



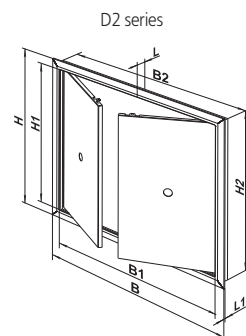
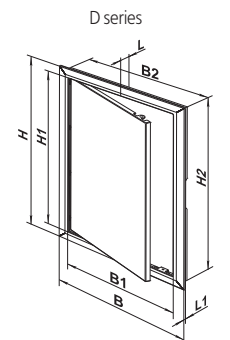
- Press gently to open and close.
- The swinging D2 doors provide maximum clearance while accessing utility lines.
- A wide range of sizes.

Mounting

- Easy mounting using mortar or glue.
- Universal mountings for left or right-side opening.
- Easy servicing.

Dimensions

| Model | Dimensions, mm | | | | | | | |
|------------|----------------|-----|-----|-----|-----|----|----|-----|
| | H | B | H1 | B1 | H2 | L1 | L | B2 |
| D 100x100 | 137 | 137 | 93 | 93 | 98 | 5 | 25 | 98 |
| D 150x150 | 167 | 167 | 123 | 123 | 147 | 5 | 25 | 147 |
| D 150x200 | 217 | 167 | 173 | 123 | 197 | 5 | 25 | 147 |
| D 150x300 | 317 | 167 | 273 | 123 | 297 | 5 | 25 | 147 |
| D 200x200 | 217 | 217 | 173 | 173 | 197 | 5 | 25 | 197 |
| D 200x250 | 267 | 217 | 223 | 173 | 247 | 5 | 25 | 197 |
| D 200x300 | 317 | 217 | 273 | 173 | 297 | 5 | 25 | 197 |
| D 200x400 | 417 | 217 | 373 | 173 | 397 | 5 | 25 | 197 |
| D 250x300 | 347 | 267 | 303 | 223 | 327 | 5 | 25 | 247 |
| D 250x400 | 417 | 267 | 373 | 223 | 397 | 5 | 25 | 247 |
| D 300x300 | 317 | 317 | 273 | 273 | 297 | 5 | 25 | 297 |
| D 300x400 | 417 | 317 | 373 | 273 | 397 | 5 | 25 | 297 |
| D 300x500 | 517 | 317 | 473 | 273 | 497 | 5 | 25 | 297 |
| D 300x600 | 617 | 317 | 573 | 273 | 597 | 5 | 25 | 297 |
| D 400x500 | 517 | 417 | 473 | 373 | 497 | 5 | 25 | 397 |
| D 400x600 | 617 | 417 | 573 | 373 | 597 | 5 | 25 | 397 |
| D2 400x400 | 416 | 388 | 372 | 344 | 397 | 5 | 25 | 370 |



Color options



White



Beige



Grey



Sky Blue



Beige Marble



Grey Marble



Blue Marble



Green Marble